


# Ready, Set, GROW!

Webinar Gardening Series

*Today:*

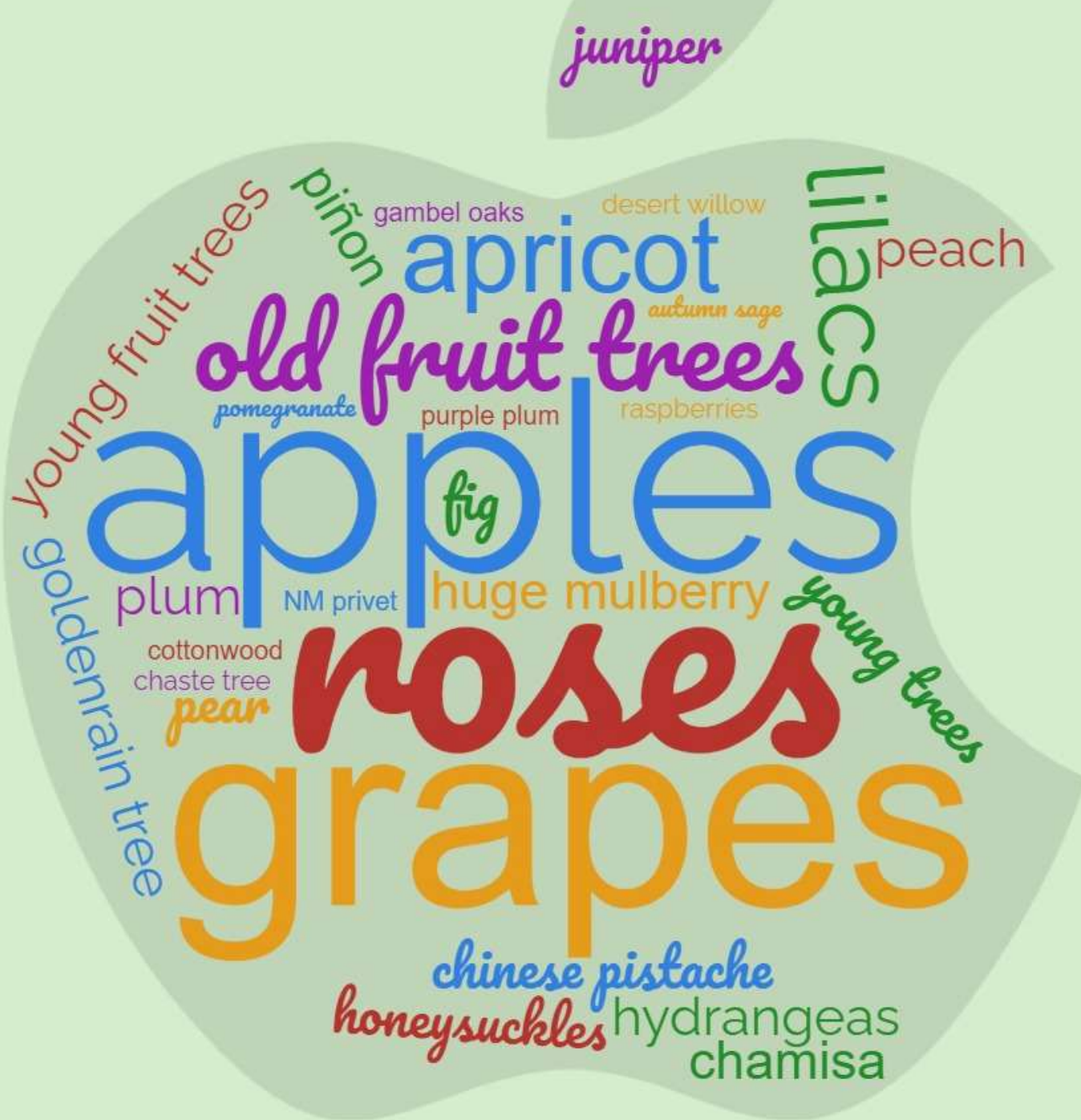
## **"Tree Pruning Basics"**

with  
**Dr. Marisa Thompson**  
NMSU Extension  
Urban Horticulture  
Specialist



*Photo credit: Judy Nickell*

trees  
shrubs  
when to prune  
grasses  
conifers  
basics  
vines  
tools  
veggies  
fruit trees  
roses





cattail weed control



All

About 321,000 results (0.46 seconds)

Cattail Control

<https://www.extension.umn.edu/garden/pests/weeds/cattail-control/>

Learn how to control cattails in a pond or lake. For killing cattails, you can use a gas-powered weed trimmer, a ...

Cattail Control

[www.lakecountyparks.com/Portals/0/PDFs/Cattail%20Control.pdf](http://www.lakecountyparks.com/Portals/0/PDFs/Cattail%20Control.pdf)

★★★★★

We recommend using a gas-powered weed trimmer, a ...

How to Control Cattails

<https://adrianlandscaping.com/Portals/0/PDFs/Cattail%20Control.pdf>

Cattail, Typha, emergent plant, management, control, treatment, herbicide, grass carp, tilapia, cultivate, grow, restrictions, invasive, photo, picture, aquatic plant. You've visited this page 2 times. Last visit: 1/24/19

Cattail Control

<https://www.sanco.com/Portals/0/PDFs/Cattail%20Control.pdf>

★★★★★

Sanco's Cattail Control is a landscape maintenance service that ...

kill cattails

<https://blogs.oregonstate.edu/weeds/2017/09/06/weeds-control/>

Sep 6, 2017  
Weeds & Cattails



cattail weed control extension



All

Shopping

Images

Maps

Videos

More

Settings

Tools

About 170,000 results (0.46 seconds)

Cornell Cooperative Extension | Controlling Cattails

[albany.cce.cornell.edu/environment/ponds/controlling-cattails/](http://albany.cce.cornell.edu/environment/ponds/controlling-cattails/)

Jul 22, 2015 - How to **control cattails** in a farm pondCattails (Typha latifolia, ... You should cut or mow your **cattails** with shears, a gas-powered **weed** trimmer, ...

How to Control Cattail | AquaPlant

<https://aquaplant.tamu.edu/management-options/cattail/>

Cattail, Typha, emergent plant, management, control, treatment, herbicide, grass carp, tilapia, cultivate, grow, restrictions, invasive, photo, picture, aquatic plant.

You've visited this page 2 times. Last visit: 1/24/19

[PDF] Cattail Management - Ohio Woodland Stewards Program

[https://woodlandstewards.osu.edu/sites/woodlands/files/imce/0011\\_0.pdf](https://woodlandstewards.osu.edu/sites/woodlands/files/imce/0011_0.pdf)

Cattail Management. William E. Lynch Jr. Extension Associate, Aquatic Ecosystem Management ... grass-like stalks that can grow up to 10 feet in height.

How to control cattail | Dakota Farmer

<https://www.dakotafarmer.com/weeds/how-control-cattail/>

Apr 20, 2017 - **Weed Control Q & A:** When is the best time to spray **cattails**? ... Zollinger is the North Dakota State University Extension weed specialist.

Cattail Control (6/7/12) — Crop & Pest Report - NDSU Agriculture

<https://www.ag.ndsu.edu/cpr/weeds/cattail-control-6-7-12/>

Jun 7, 2012 - It seems with the flooding from last year **cattails** have exploded across the state. Many **cattails** have ... for **cattail control**? Page 67 in the **weed** guide shows a listing for **cattail control**. ... Rich Zollinger. Extension Weed Specialist.

[PDF] Aquatic Weed Management - OSU Fact Sheets - Oklahoma State ...

[pods.dasnr.okstate.edu/docushare/dsweb/Get/Document-1836/SRAC-361web.pdf](https://pods.dasnr.okstate.edu/docushare/dsweb/Get/Document-1836/SRAC-361web.pdf)

**weeds** in commercial fish ponds with aquatic herbicides. However herbicides are just ... Oklahoma

# 2022 Annual Fruit Grower Workshop



All About Discovery!™  
**Cooperative Extension Service**  
College of Agricultural, Consumer  
and Environmental Sciences

**Time/Date:** March 2, 2022

**9:00-2:00**

**Fee:** Free [Pre-Registration is Required](#)

**Format:** Virtual conference via Zoom



**March 02, 2021**

**9:00-10:00 Overall General Maintenance and Management of an Orchard** (*Harrison Topp, Topp Fruits LLC, Delta Colorado*).

**10:00-11:00 Irrigation Management in Fruit Trees**, (*Koffi Djaman, NMSU Assistant Professor, Farmington Science Center*).

**11:00-12:00 Fruit Tree Training Systems and Planting Density** (*Dr. Shengrui Yao, NMSU Alcalde Center*).

**1:00-2:00 Growing Grapes in a Challenging Environment: Northern NM** (*Dr. Gill Giese, NMSU Extension Viticulturist Specialist, Los Lunas Science Center*).

**Moderators—** *Tom Dominquez, Santa Fe County Agricultural Agent and Donald Martinez Rio Arriba Agricultural Agent.*

# Learn MORE about Pruning!

- **Ready, Set, GROW! webinars** <https://desertblooms.nmsu.edu/ready-set-grow.html>
  - “Pruning Galore” at 3 pm, Wed. Feb 16, 2022
  - “Tree Pruning Basics” recording from March 2021
- **Pruning Fruit Trees – Sat. March 5, 2022 at the Larry P. Abraham Agri-Nature Center, Los Ranchos de Albuquerque**
- **Pruning Roses – Sat. March 5, 2022 at Jericho Nursery**
- **Albuquerque Rose Society -** <http://www.albuquerquerose.com/programs/>
- **Gutierrez-Hubbell House – Backyard Farming**  
<http://gutierrezhubbellhouse.org/>

# Outline

- Why
- When
- How
- More Important Things to Worry About



# Pruning Trees for Sustainability:

Why, When, and How

*And Why NOT*



# Why Prune?

- 1) To improve the appearance or health of a plant.
- 2) To control the size of a plant.
- 3) To prevent personal injury or property damage.
- 4) To train young plants and **AVOID** co-dominant stems!
- 5) To influence fruiting and flowering.

**RIGHT TREE, RIGHT PLACE**



WHY NOT?


Recommendations Change Over Time



## Fall Webw

- September 10,

St



# Pruning Trees for Sustainability: Why, When, and How

*IT DEPENDS!*

## Peak Fire I

- July 09, 2020

The drooping  
shepherd's crook

## Pruning During the Summer is Okay... and possibly EVEN BETTER Than Waiting Until Late Winter or Early Spring



- August 27, 2020

Southwest Yard & Garden by Dr. Marisa Thompson



# Pruning Trees for Sustainability: Why, When, and How



**“People who prune the old-fashioned way should be made to go to an old-fashioned dentist.”**

-From Dr. Al Shigo's book, *Tree Pithy Points: Brief messages of tree biology, tree care, and philosophy*

# General Pruning Guidelines

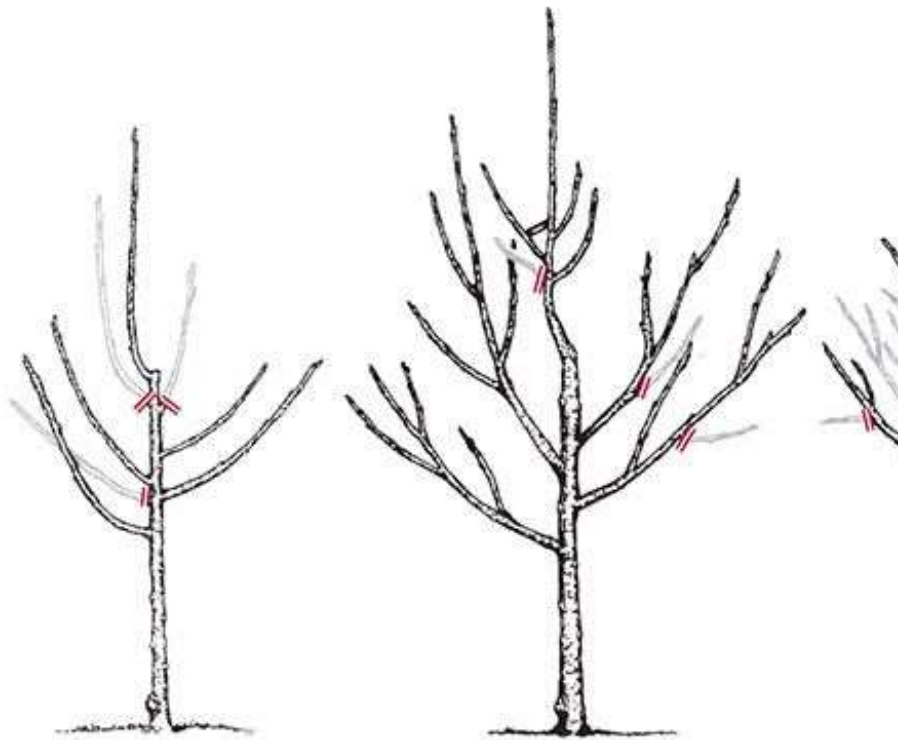
- Pruning should be the result of a definite purpose
- Pruning affects the entire plant
- Follow the natural growth habit
- Smaller cuts are better
- Proper tools
- Proper techniques
- No wound dressing or sealer
- **Timing** *late fall/early winter is the worst, but sometimes necessary!*

**PRUNING  
INJURES  
TREES**

**WOUNDS DON'T HEAL, THEY SEAL**



# Deciding What to Cut First, if ANYTHING!



*First year  
spring*

*Second year  
spring*

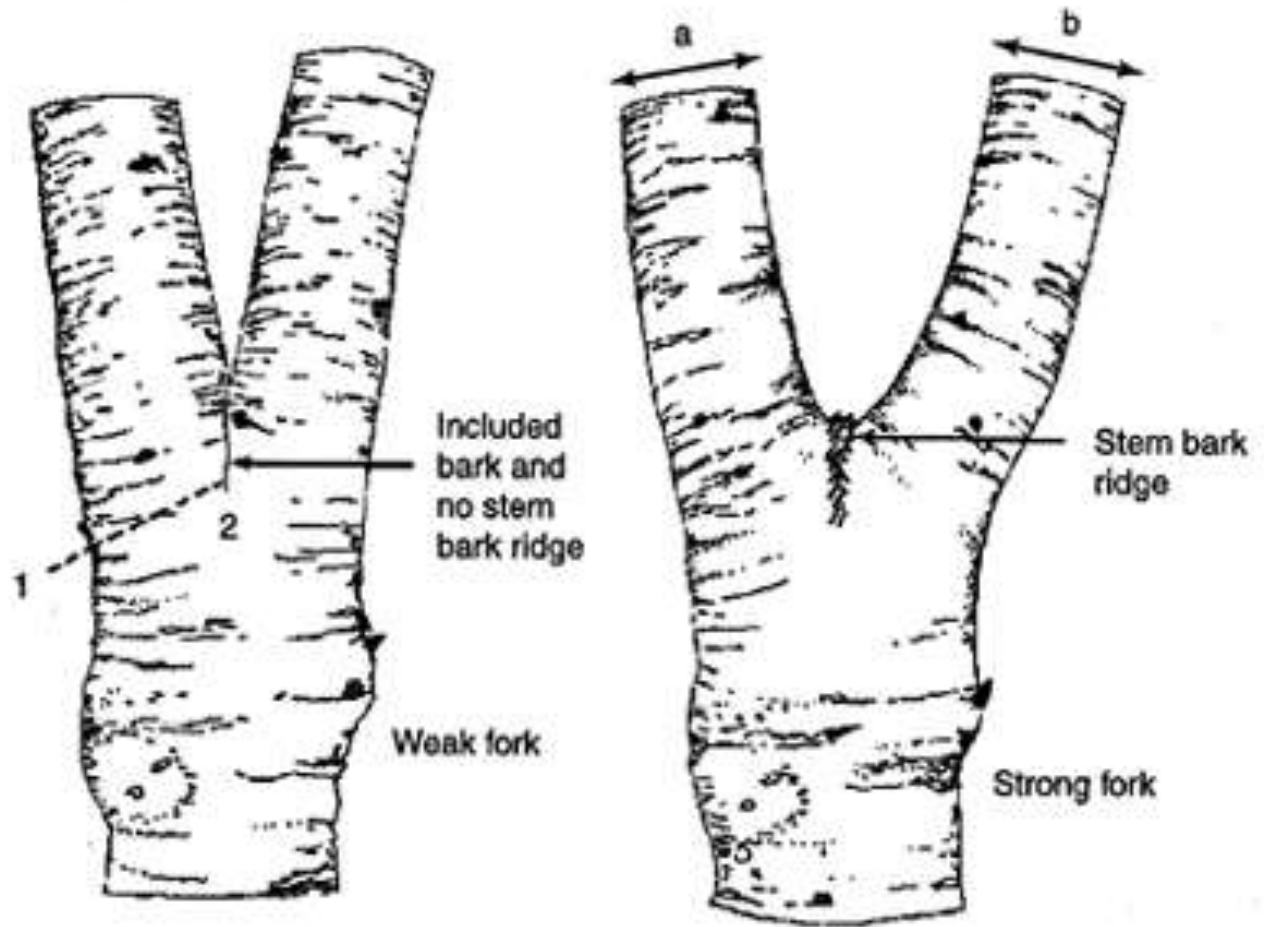
**Central leader pruning**

**Co-dominant  
Leaders**



Branches are well secured to the trunk when they are small in comparison to the trunk stems are not well attached to each other, especially when bark is included in the present union

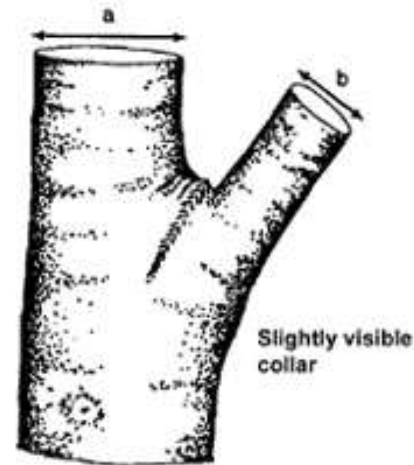
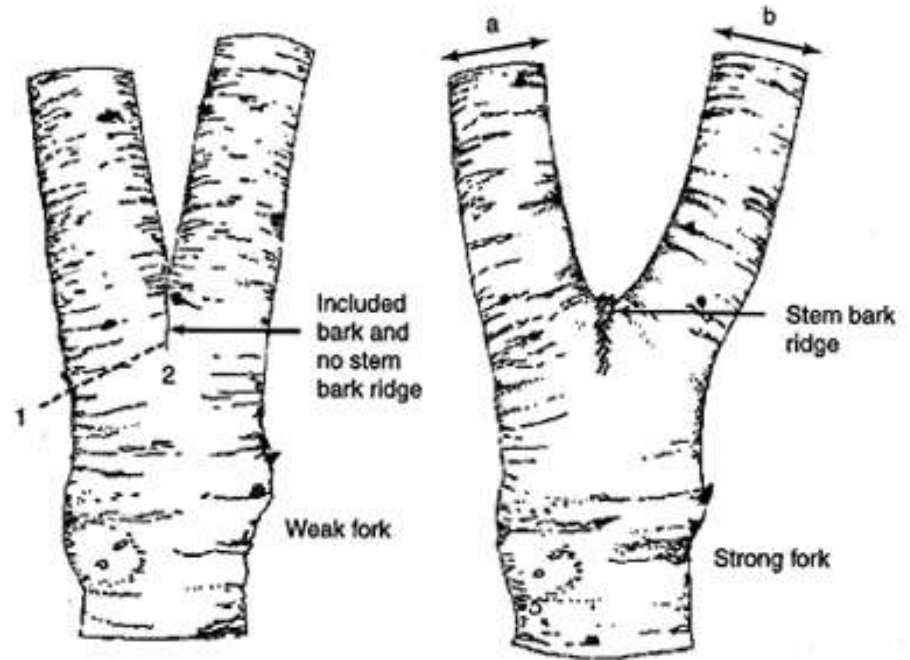
### Two codominant stems



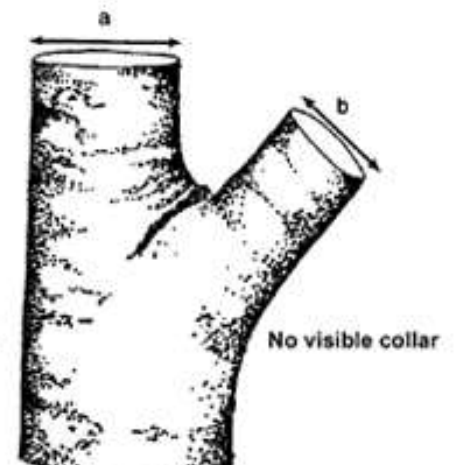
# Deciding What to Cut First, if ANYTHING!



Two codominant stems



Most preferred branch size:  
 $b < .5a$



Preferred branch size:  
 $b = .5 \text{ to } .75a$



[Photos of BARK INCLUSIONS from Ed Gilman's Landscape Plants Website](https://hort.ifas.ufl.edu/woody/bark-inclusions.shtml)  
<https://hort.ifas.ufl.edu/woody/bark-inclusions.shtml>

# What's Wrong with MY Tree? PART 2: Oozing Stains on Tree Trunk



- April 30, 2020

Southwest Yard & Garden by Dr. Marisa Thompson



The stained, oozing spot is slimeflux (aka bacterial wetwood), and I bet it stinks like strong chemical paint



What can be done?

Bark Inclusion

Decay/Rot


Ooze

Oozing Texas Redbud  
Sandoval County Master Gardener


## What can be done?

- Determine which of these larger branches should be the central leader
- Decide how much to cut back other branches
  - a) completely (thinning cut)
  - b) partially (heading cut)
- Pros and cons to both
- While you're there... What ELSE?!
- Take a LOOK at surroundings
  - Is this tree planted too deep!?
  - What can be improved for tree health?
  - How is the tree irrigated?
  - What other trees (and shrubs! and grasses!) can be added to this landscape?





Co-Dominant Stems





Before Pruning  
*Feb 2020*



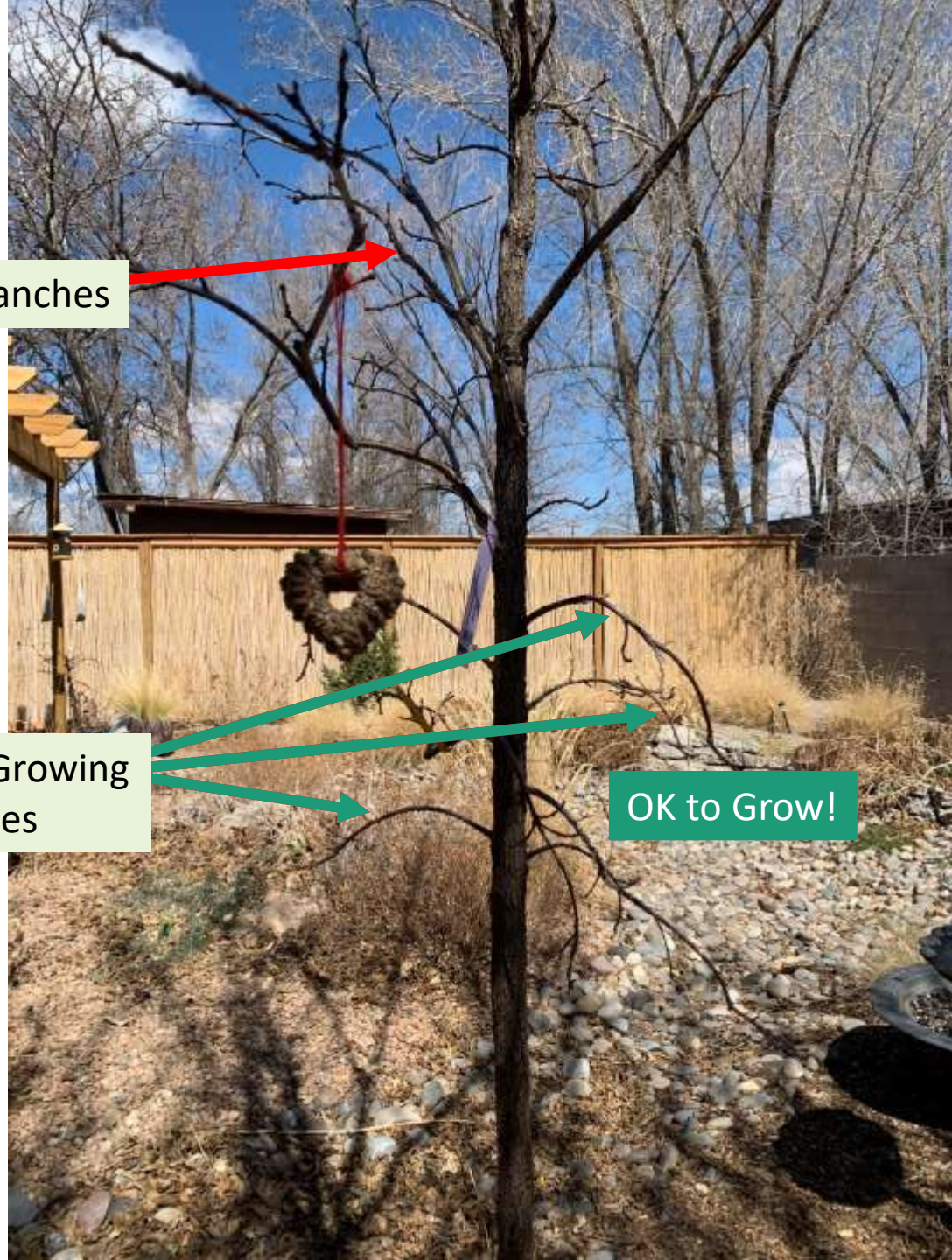
1 Year After Pruning  
*March 2021*

# Deciding What to Cut First, if ANYTHING!

Rubbing Branches

Downward Growing  
Branches

OK to Grow!



**Bur Oak in my backyard**  
*(1.5 years)*

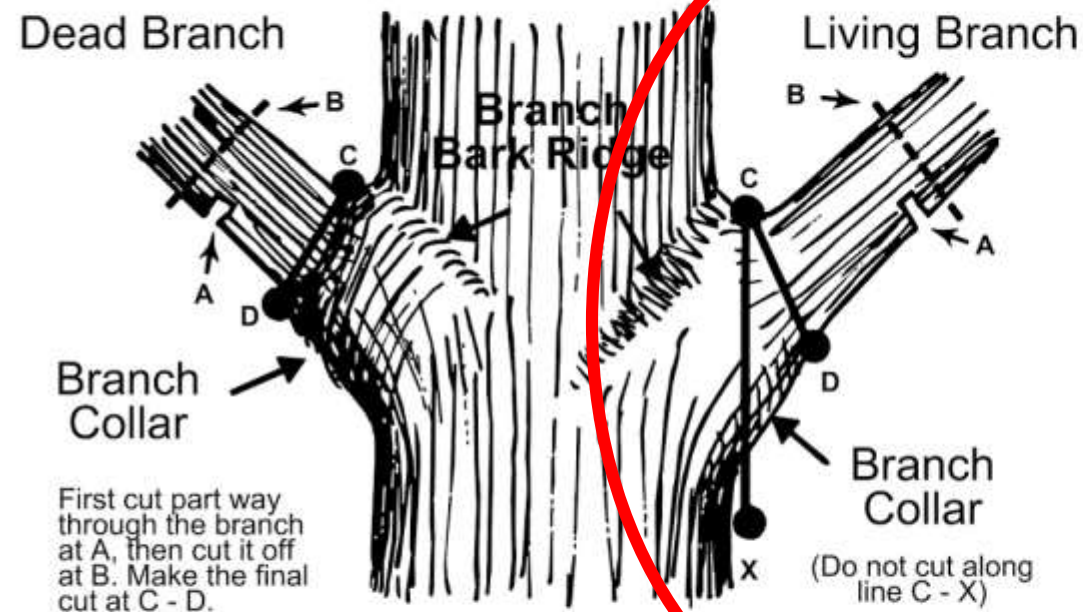


**Ack!? Planted too deeply??**

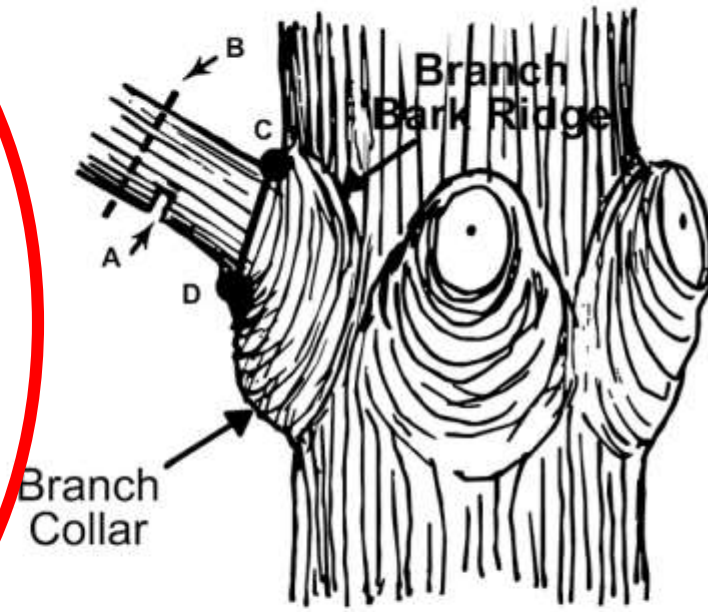


**YES! Soil settled in the past year!  
Notice ADVENTITIOUS roots...  
NOT ADVANTAGEOUS!**

# Proper Pruning Principles



Hardwoods




Conifers

# Flush Cuts **are THE WORST**



Dirt Doctor - Library Topics  
dirtdoctor.com



Topping Trees and Flush Cu...  
content.ces.ncsu.edu



Flush cut - Maintenance - L...  
hort.ifas.ufl.edu



Dirt Doctor - Library Topics  
dirtdoctor.com



Flush cut - Maintenance - La...  
hort.ifas.ufl.edu



Pruning cuts - Tree Quality -...  
hort.ifas.ufl.edu



Tree Pruning | Trimming | C...  
sarasotatreeserv.com



Wrong way to prune a tree: Flush cut ...  
alamy.com



Topping Trees and Flush Cuts | NC State ...  
content.ces.ncsu.edu



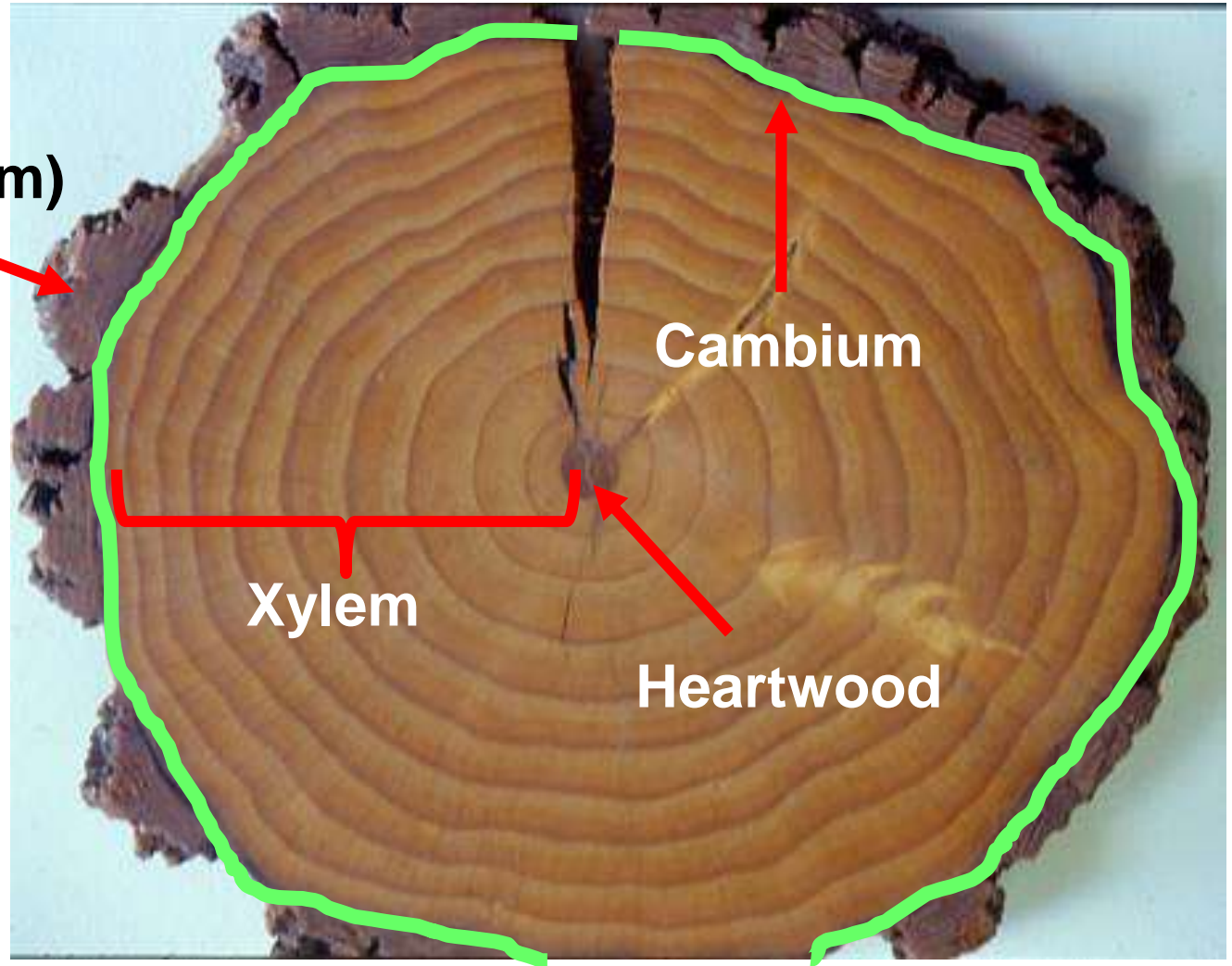
Pruning Trees ...  
tree-trust-news.blogspot.com



flush cut on Norway maple (Acer ...  
forestryimages.org



**Outer Bark &  
Inner Bark (Phloem)**



**Cambium**

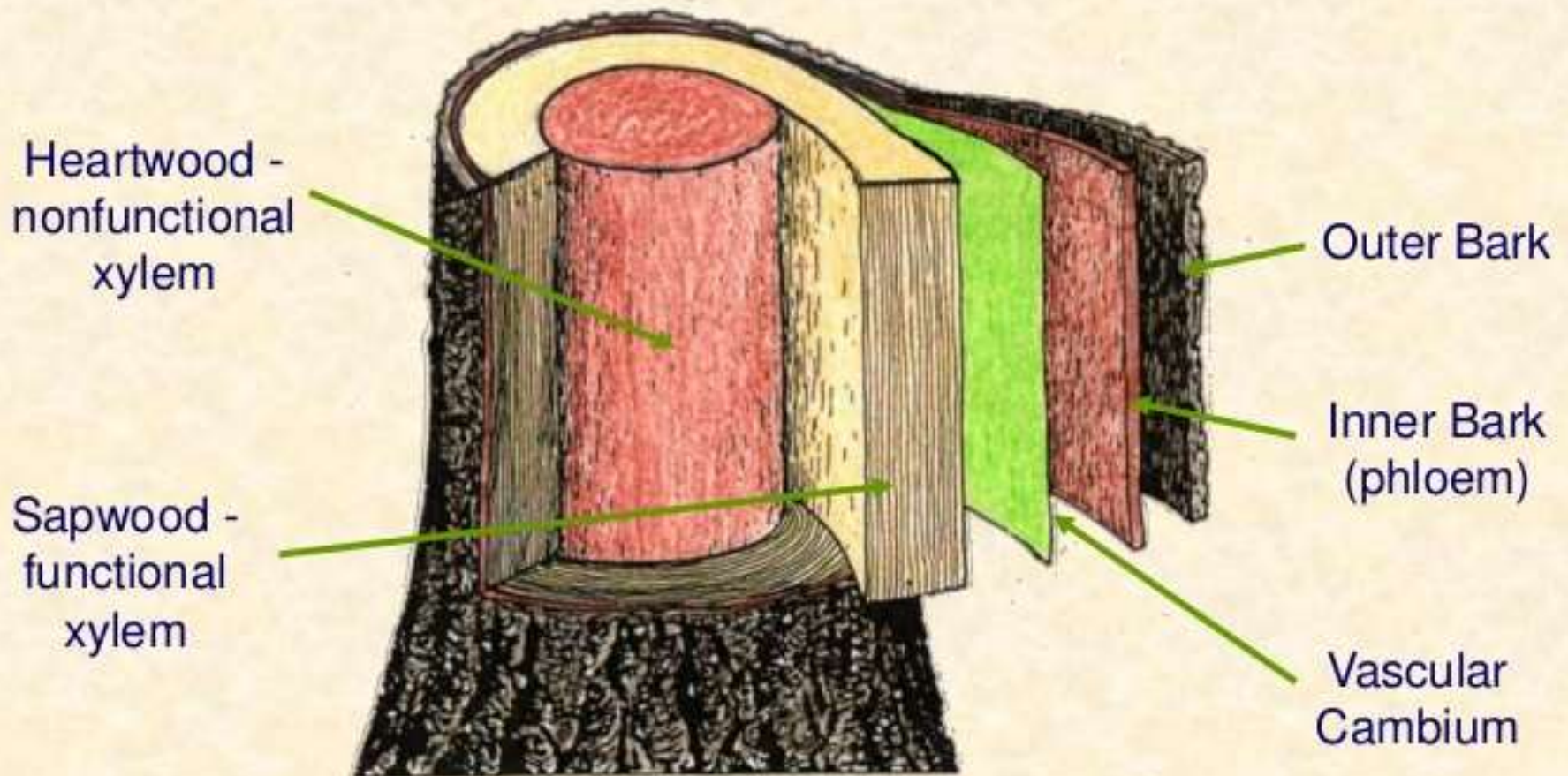
**Xylem**

**Heartwood**




Living cambium layer beneath bark. Image Credit UF IFAS Pinellas County, Florida

# Woody Stem Anatomy



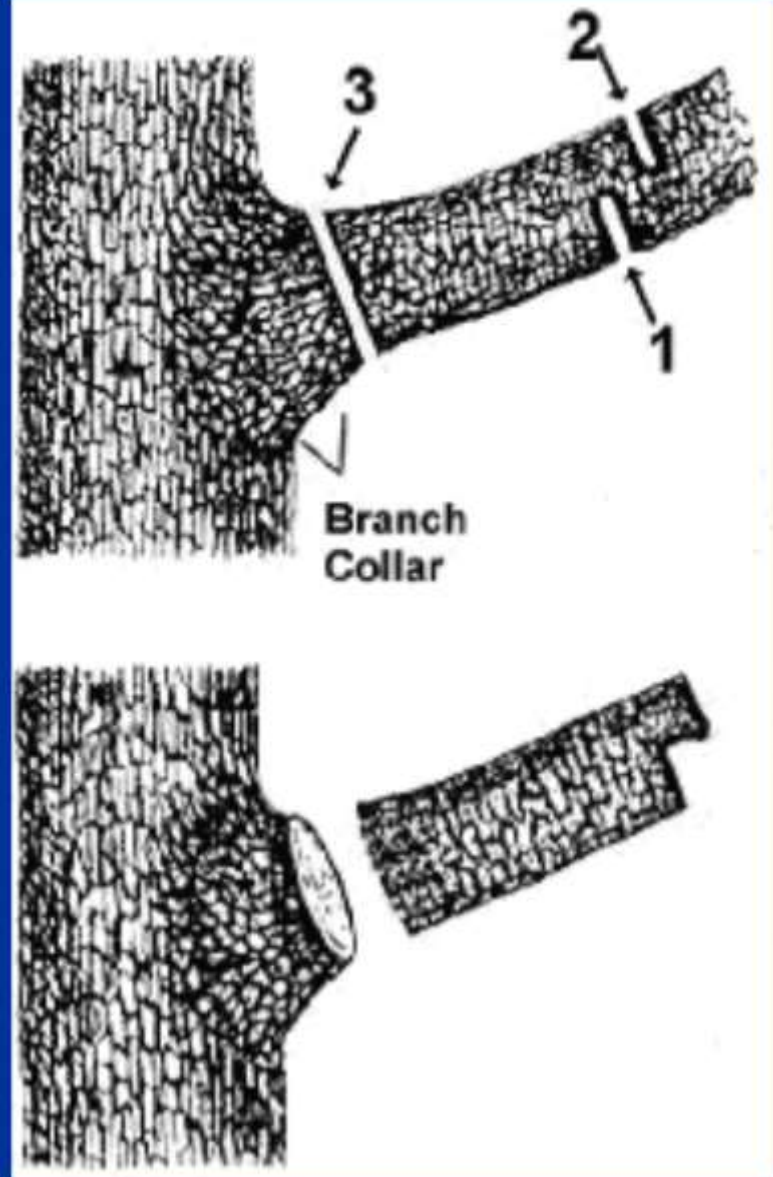




# Making the Cut



**AVOID  
RIPPING  
BARK!**



*The three step method of  
pruning large limbs.*

**Excellent cut from previous year has completely sealed over the wound**



**In a few years this scar will barely be visible.**





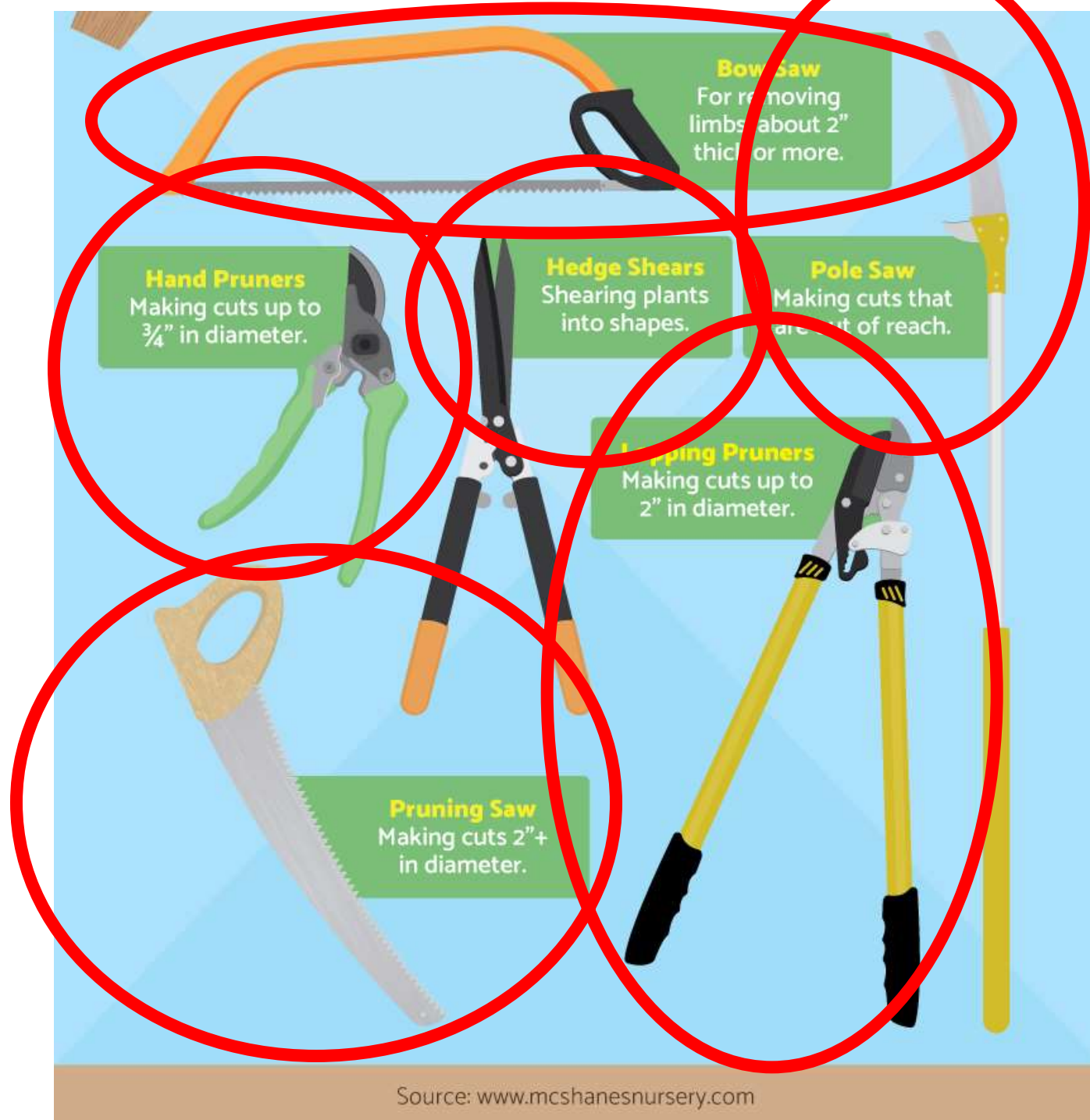
**BAD**



**GOOD**



# Tool Rules



# **RECAP!**

- Why
  - Deliberate pruning for tree health
  - Recommendations Change Over Time
  - Why NOT
- When
  - It depends!
- How
  - The issue of codominant stems is bad news, and one needs to be removed or reduced
  - When it comes to branch angles, peace signs are bad and loser signs are good
  - Ripping bark is BAD, use the 3-step method
  - Proper tools and keep them clean
- More Important Things to Worry About
  - Irrigation timing, depth, and area
  - Protecting trunks from winter sunscald
  - Fruit thinning
  - Magic of mulch
  - Tree Planting
  - Mis-Staking

# Pruning Gra Four-Arm Kn

COLLEGE OF AGRICULTURAL

## Pruning th

COLLEGE OF A

Jujub

aces.nmsu

The College

Agricultura

Consumer a

Environmen

Sciences is a

engine for econ

and commun



# Tree Pruning Techniques

Guide H-156

Revised by Curtis W. Smith  
Extension Horticulture Specialist

Cooperative Extension Service • College of Agriculture and Home Economics



This publication is scheduled to be updated and reissued 9/10.

## WHY SHOULD I PRUNE?

Proper pruning creates more beautiful, healthy trees and can increase the life span and productivity of fruit and shade trees (fig. 1). Unpruned or poorly pruned trees can often be safety hazards that endanger people and property.

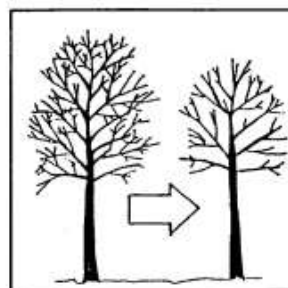


Figure 1. Proper pruning

Pruning is both art and science. Topiary, the art of pruning plants to achieve unusual shapes, and bonsai are good examples of "plant art" requiring special pruning techniques. However, even these unusual plant forms use the same basic scientific principles of pruning. This publication will provide you with the knowledge to begin pruning properly. With this knowledge, you can develop a more artistic pruning style based upon your personal preferences and experience.

low the proper pruning information provided in this publication to minimize reduction in tree health and prevent development of hazardous branches and poor branch attachment that can result in property damage or personal injury.

## WHAT DO I LOOK FOR?

Consider pruning a branch if it meets any of the following criteria (fig. 2):

- dead, dying or severely diseased branches
- sprouts forming at the base of the trunk
- branches growing toward or across the tree's center
- crossed limbs that rub together or may rub in the future
- V-shaped crotches (when possible to prune)
- multiple leaders (upright branches that compete as secondary trunks or may develop into additional trunks)
- nuisance growth (interfering with power lines, sidewalks, buildings, traffic or traffic visibility, etc.)

## WHEN DO I PRUNE?

You may prune deciduous trees in the dormant season once leaves have fallen in October or November, but January to March is preferred. Finish pruning in the spring, before color is evident in swelling leaf and flower buds. During the dormant season, much of a tree's carbohydrates and nutrients are stored in the roots and wood, so few of the food resources needed for growth and overall health will be lost when a limb is removed.

<https://aces.nmsu.edu/pubs/>

# Thanks!

**Contact: Marisa Thompson**  
NMSU Urban Extension  
Horticulture Specialist



- Social Media @nmDesertBlooms
- Website  
[www.DesertBlooms.NMSU.edu](http://www.DesertBlooms.NMSU.edu)
- Email [desertblooms@nmsu.edu](mailto:desertblooms@nmsu.edu)

